









120 SE

TECHNICAL DATA SHEET



www.manitou.com

120 SE

		120 SE
	Working height	11.75 m
	Platform height	9.75 m
	Capacity	318 kg
	Number of persons (indoor/outdoor)	2/1
	Basket (width and length)	3.18 x 1.15 m
	1. Overall width	1.17 m
	2. Overall length	2.44 m
	3. Overall height	2.39 m
	4. Overall length (with extension)	3.33 m
	5. Overall height when folded	1.80 m
	6. Interior turning circle	0 m
	7. Exterior turning circle	2.29 m
	8. Ground clearance	10 cm
	9. Wheelbase	1.85 m
	Speed of forward movement	3.50 kph
	Working speed	0.80 kph
	Speed (raise/lower)	57/35 secs
	Maximum slope accessible	25%
	Tyres (solid non marking)	38 x 13 x 28 cm
	Driving wheels	2 (front)
	Steering/directional wheels	2 (front)
	Weight	2781 kg
	(varies according to options & standards of the country)	
	Batteries	225 Ah / 4 x 6 V
	Integrated charger	19 Ah / 24 V

Standard equipment

Proportional switches/levers
Forward movement possible at maximum height
Sound and visual alarm in case of excessive slant and overload
Integrated charger
Emergency manual descent
Negative braking system
Sound warning system inside the platform
Hour meter
Indication of state of charge of batteries
Hooks for sling loading/lifting
Integrated diagnostic aid
Predisposition 220V
Anti roll system
Tyres with non-marking edges
Access gate for platform
Folding guardrails
Multiple disc brakes on rear wheels
Removable control box
Flashing lights

Optional equipment

Working light
Predisposition of air
Special paint
Warning signal for all movements
Initial certificate of verification prior to entry into service
Safety harness

