



**MONOPILL**

MECHANICAL PRECISION DRILL

# WHEN FARMING MEANS BUSINESS

Realising the full potential of farming is about growing and developing your business, not only your crop or livestock, but also your profit. Improve productivity and profitability by focusing on the positives and minimising disadvantageous aspects, through strong, dedicated management.

Success springs from determination and clear targets, from laying down the appropriate strategy and allocating correct investments for the future. Quality results require the right ideas and equipment. When there is work to be done, you need the optimal setup and smart solutions that support you towards an easier, more profitable way of working. You need solutions that make tough and demanding conditions less complicated.





The iM Farming logo appears when the implement can be connected to our smart farming systems and accessories, essential for managing your business.



Effective sowing means speeding up when the soil is exactly right, in order to give your crop a head start.

# YOUR KVERNELAND

## INTELLIGENT FARMING SOLUTIONS

Choose the best farming solution for you and your land. Combine the highest possible yields with sustainability. This will start with the correct tillage. The choices you make depend on various factors and should match your specific circumstances, like soil structure, crop rotation, residue management, economic and ecological viabilities.

*The choice is yours!*

You must consider environmental and legal issues. From conventional methods to conservation tillage: the balance of operations at the right time has to be found to achieve high yields with the best soil condition (air, moisture, biological activity, etc.) with a minimum amount of energy, time and investment. For this, Kverneland offers a full range of intelligent farming solutions.

### CONVENTIONAL TILLAGE

#### Conventional Tillage

- **Intensive** method of cultivation
- Complete soil inversion e.g. by a plough
- Less than 15-30% crop residues left on soil surface
- Seedbed preparation done by an active tool or special seedbed harrow
- High phytosanitary effect by reduced pressure of weed and fungi diseases - fewer herbicides and fungicides needed
- Better dry-off and faster increase of soil temperature for better nutrients absorption

### CONSERVATION TILLAGE

#### Mulch Tillage































































- **Reduced** intensity in terms of depth and frequency
- More than 30% of residues are left on soil surface
- Extended repose period of the soil
- Cultivator and/or discs incorporate the crop residues within the top 10cm of soil for stable bearing soil
- Full-width tillage - seedbed preparation and seeding in one pass
- Protection against soil erosion; reduce soil loss by run-off and improve water storage capacity.
- Improvement of soil moisture retention

#### Strip Tillage

- **Zonal strip loosening** before or during seeding of up to 1/3 of the row width (Loibl, 2006). Up to 70% of the soil surface remains untouched
- Strip-till combines the soil drying and warming benefits of conventional tillage with the soil-protecting advantages of no-till by disturbing only the area of the soil where the seeds are placed
- Exact fertilising deposit
- Soil protection against erosion and drought

#### Vertical Tillage / No-Till

- **Extensive** method
- Working soil vertically avoids additional horizontal layers or density changes
- Increasing water infiltration, root development and nutrient take-up
- Plants' roots dictate the overall health of the plant, as they deliver nutrients and water throughout the season, contributing to a higher yield
- A strong set of roots make plants more resistant to wind and drought.
- Lower energy input required

KVERNELAND'S INTELLIGENT FARMING SOLUTION			Deep Tillage (not a must)	Basic Tillage	Seedbed Preparation	Seeding	Spreading	Spraying
CROP ESTABLISHMENT SYSTEMS	CONVENTIONAL			  	 	 	 	 
	intensive							
CONSERVATION		Soil coverage after Seeding		 				
extensive		> 30%						
		15 - 30%		 				
		up to 15%						
		Method						
		Vertical Tillage shallow tillage						
		Mulch Seeding without soil inversion		 				
		Reduced Till without soil inversion		 				
		up to 15% Conventional with soil inversion		 				

CLASSIFICATION OF TILLAGE METHODS KVERNELAND (Source: adapted from KTBL)



EFFICIENCY

VERSATILITY

INTELLIGENCE

PLACEMENT

## EFFECTIVE SOWING TO MAKE SOWING PERFECT

### Placement

The Monopill is excellent in precise seed placement. You can be sure that the sowing unit follows the ground contour perfectly and the coulter forms a clean and clear furrow to ensure best seed-to-soil contact. You can seed perfectly in line and in relation to each other but also synchronised over the complete working width.

### Intelligence


You invest in the best equipment for sowing your crop. In return you want the best results and a significant increase in yields. With the Monopill you have everything under control with ISOBUS Technology and the Kverneland Precision SMART Farming solutions.

### Versatility

You want a precision drill that is versatile. Ready for various crops to sow shallow or deep. Ready to adjust to the various ways of tillage, standard or mulch seeding in different types of soils. Universal machines allow cost savings.

### Efficiency

When the time is right, you want to sow immediately. The soil has to be prepared with care and the moment of sowing depends on the right conditions, like local weather. To be successful you need a precision drill that is reliable and effective.



*With Monopill you can rely  
on a perfect execution.*

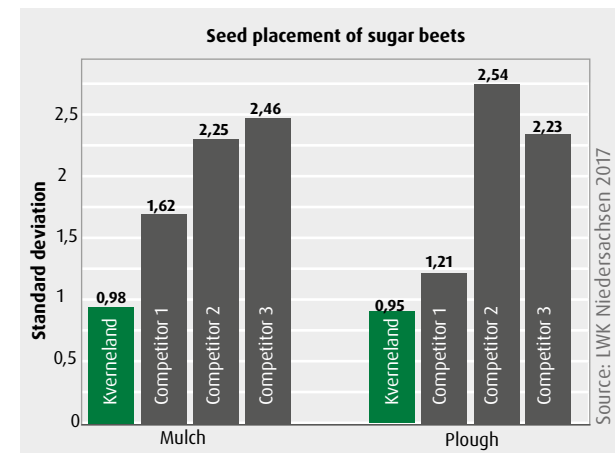
# PRECISE SINGULATION WITH ZERO SPEED EFFECT

The peripheral speed of the seed disc corresponds exactly to the forward speed of the machine. The counter-clockwise rotation of the disc opposite to the driving direction eliminates seed bounce or roll. A low drop height, precise singulation of all pelleted seeds and parallelogram guided sowing row ensures best seed placement.

- ① Specially moulded seed cells around the edge of the seed disc pick up individual pellets from the **seed chamber**, with any surplus pellets falling back into the second seed chamber.
- ② With the **rotation of the seed disc** the seeds are transported downwards to the couler.
- ③ With a **low dropping height** the seeds fall in the furrow made by the seed couler. The cell distance of the disc is the same as the seed distance in the furrow.
- ④ The **second seed chamber** prevents double seeding or seed damage.

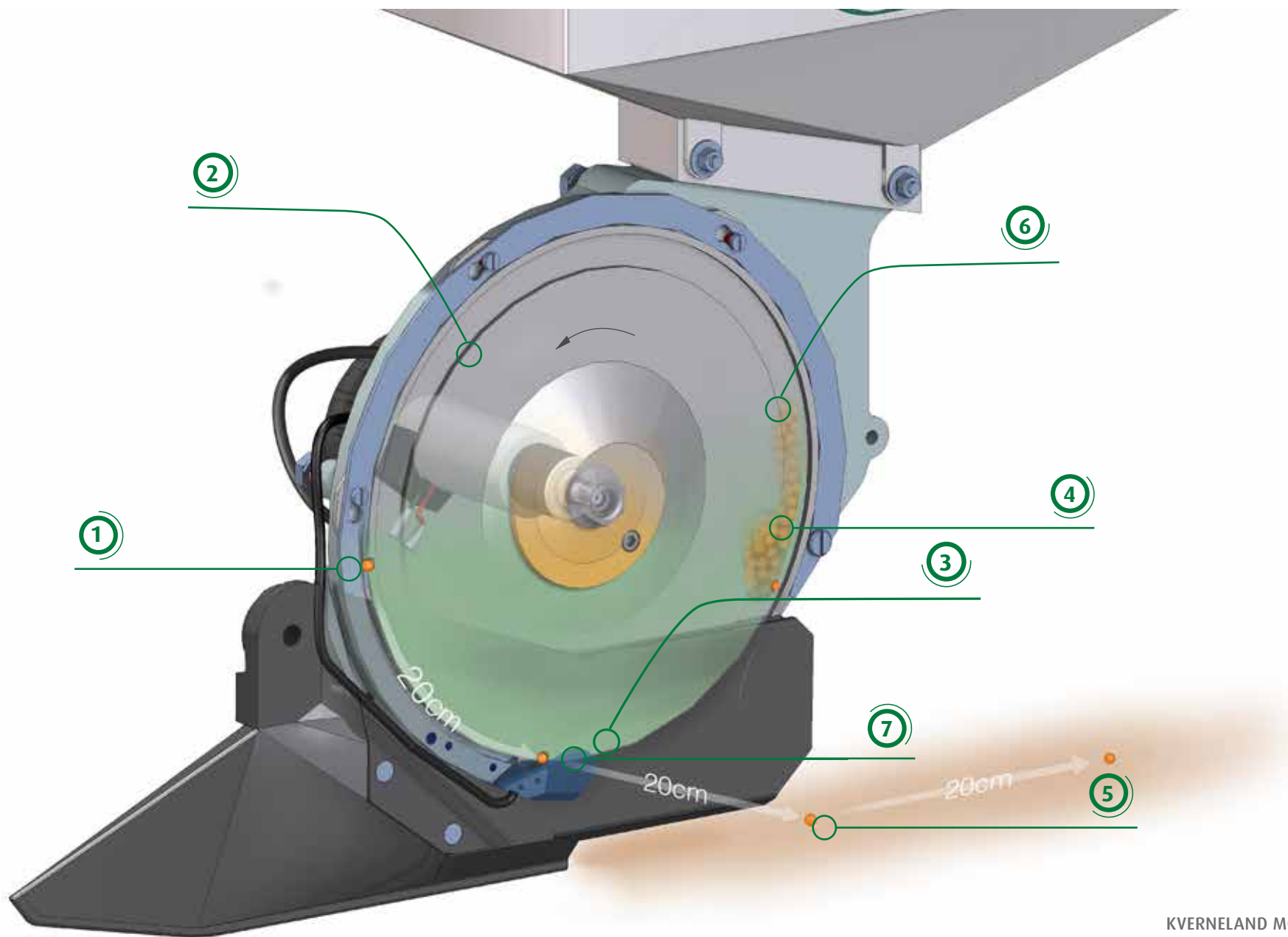
- ⑤ The seed **falls down** nearly **vertically**.
- ⑥ The **peripheral speed of the seed disc** matches exactly the forward working speed of the machine (zero speed effect). This eliminates seed bounce or roll in the furrow and enables high forward speeds to maximise the work rate.
- ⑦ The **opto-electronic sensor** controls the correct allocation of seeds on the disc. In case of missing seeds, the sensor transfers a signal to the terminal. The opto-electronic sensor also serves as a low level sensor.
- ⑧ The **spring protected emptying flap** at the lowest point of the seeding heart enables a complete and easy emptying and cleaning of the seeding heart.

*Lowest standard deviation =  
High seed placement + Best plant distribution*



Exact seed placement  
Kverneland's precision drill achieved the lowest standard deviations both in mulch sowing or after plough.



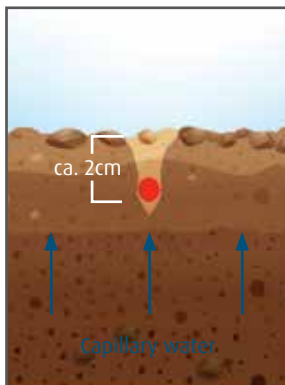


# PERFECT SEED PLACEMENT

## MULCH AND CONVENTIONAL SOWING

- **Standard:** even under extreme conditions, due to the heavy basic weight of the sowing unit with the possibility to add additional pressure (up to 50kg) onto each individual sowing unit via the spring-loaded system.
- **Tandem:** the flexible front depth guidance wheel and the Monoflex press wheel are connected to ensure an exact working depth. This is especially recommended on certain fen and sandy soils for a better load distribution.
- **Mulch and Tandem Mulch:** the flexible front depth guidance wheel is simply replaced by a double cutting disc (optionally notched) with side zero pressure tyres. The trailing coulter draws a clean seed furrow for precise seed placement. No hair-pinning, no diving, just simple cutting. The mulch seeding version can also be used for normal seeding without any modifications.

*The ideal sowing as a basis for stable yields.*





- Pressure adjustment of the sowing unit for different soil conditions
- Precise seed placement in the V furrow for optimal supply of moisture
- Perfect coverage and re-consolidation of the seed

# SOWING ROW MONOPILL

## FOR LIGHT AND HEAVY SOIL

Depending on the soil type and soil condition, different sowing rows with according equipment are available. Optimal depth guidance is the prerequisite for precise sowing. In addition to the standard and tandem row for prepared soil there is a mulch sowing row for both conventional as well as conservation sowing available.

*Versatility and reliability are key.*

- ① Parallelogram guided with lifting device and the possibility of additional weight transfer by spring pressure of up to 50kg.
- ② Sowing depth adjustment of the depth guiding wheels by grid in 0.5 cm steps.
- ③ 9l seed hopper for approx. 1.5 packages of sugar beet seeds with large opening for easy filling.
- ④ Toothed or smooth double-cutting discs with side zero pressure tyres for optimal preparation of the seed furrow and depth guidance.
- ⑤ Monopill sowing heart with zero speed effect with mechanical or electric drive e-drive II.
- ⑥ The normal sowing coulters ensure an optimal V-furrow and can be additionally extended. Optionally a deep sowing coulters for a depth of up to 5 cm is available.
- ⑦ The intermediate press wheel made of iron-cast with self-cleaning rubber ring ensures excellent seed-to-soil contact and re-compaction.
- ⑧ Spring-loaded rotating coverer provides ideal soil coverage of the seed.
- ⑨ Monoflex press wheel (standard) with adjustable pressure for best re-consolidation of the furrow. Optional finger press wheel for pointwise pressing.



Standard



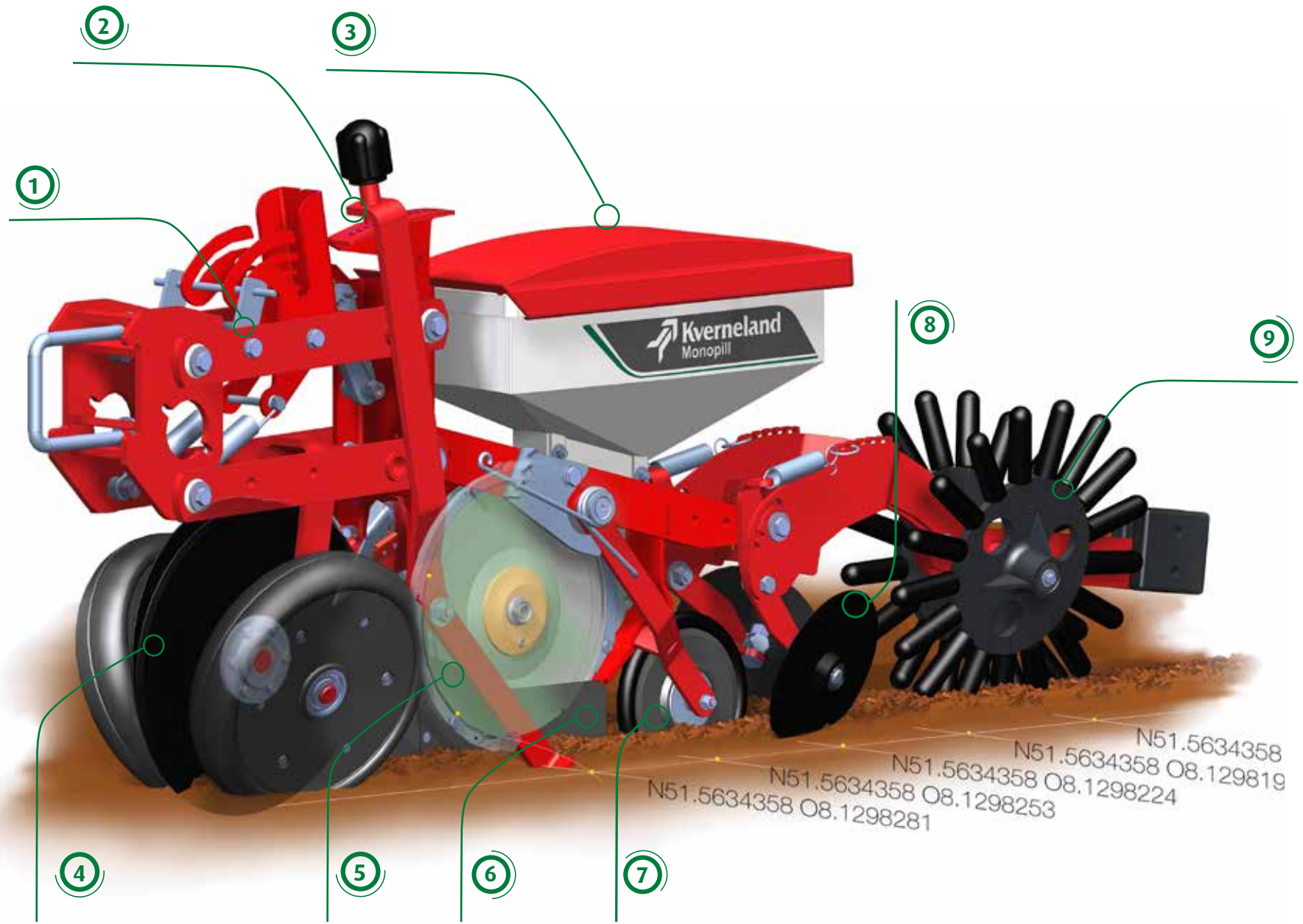
Mulch



Tandem



Tandem Mulch



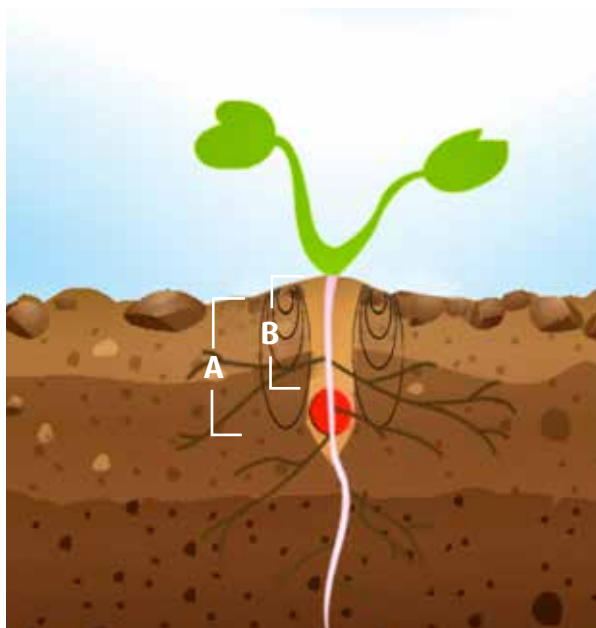
N51.5634358  
N51.5634358 O8.129819  
N51.5634358 O8.1298224  
N51.5634358 O8.1298253  
N51.5634358 O8.1298281



- **Monoflex press wheel for wet and loamy soils.**
- **An alternative is the finger press wheel for heavy dry soil and soils susceptible to late frost.**

## OPTIMAL SEED TO SOIL CONTACT

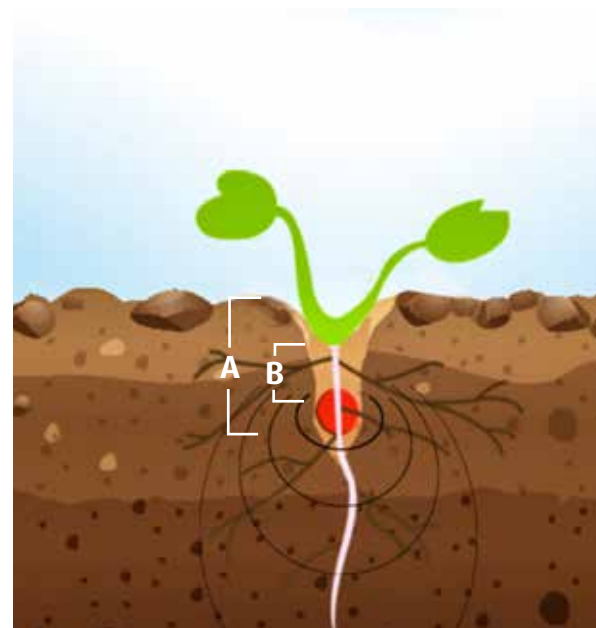
### CHOOSE THE RIGHT PRESS WHEEL



#### Monoflex press wheel

The V-shaped coulter opens the furrow. The seed is covered with loose soil by adjustable coverer. The amount of covering soil (B) is similar to that of the sowing depth (A).

→Ideal for wet and loamy soils.



#### Finger press wheel (option)

V-shaped coulter opens furrow. The seed is covered with loose soil by the adjustable coverer. The covering soil (B) is lower than the sowing depth (A).

→A "Micro climate" then protects the germinated plant. Ideal for heavy dry soils and soils susceptible to late frost.

# MAXIMUM FLEXIBILITY FOR MAXIMUM PERFORMANCE

Monopill & e-drive II precision drills are produced to meet all the practical requirements of today's agriculture, utilising the proven stability and open design of its toolbars.

### *Robust frame, maximum clearance and smooth running*

Using the simple electro-hydraulic control the parallel folding frames can be operated easily and safely from the tractor seat. Additional equipment such as micro-granular applicators, tramlining control system or pre-emergence markers can easily be fitted. **Monopill** is equipped with maintenance free ball bearing lever change gearboxes, which are easily accessible and enable quick setting of seed sowing distances. **Monopill e-drive II** is the ideal option for large-scale farms and contractor use. It is identical to the mechanical Monopill in its basic design, with the exception of the seeding hearts which are driven directly by a 12-volt motor. This eliminates the need for mechanical parts such as gearboxes, drive shafts and chains. With its wide variety of functions and operating safety, the Monopill e-drive II can be controlled directly from the tractor cab using ISOBUS technology for exceptional versatility for the operator.

Monopill Frame	Working width (m)	Rows
Rigid	3.0	6
Rigid with lengthwise transport devise	6.0	12
Rigid with lengthwise transport devise	9.0	18
Rigid with lengthwise transport devise	12.0	24
Parallel hydr. folding	6.0	12
Parallel hydr. folding	9.0	18







80HP

Good centre of gravity -  
low lifting capacity and  
HP requirement needed.

40 Sec.

Quick folding for quick use.

< 3.0m

For safe road transport.

3-12m

Big choice of frames  
and equipment for all  
conditions




# MONOPIII E-DRIVE II

## CONTROLLING AND STEERING FROM CAB



e-drive II	
Individual row start and stop function	●
Variable seed rate per row	●
Variable seed rate adjustment during sowing	●
Two independent tramlining systems	●
Edge row effect (0-30%)	●
Opto-electronic control	●



*ISOBUS Standard.*

**Edge row effect**  
The seed distance of the edge rows (red) e.g. seed lines next to tramlines can be adjusted in percentage from plus 0 to 30%.

With e-drive II each sowing unit is driven individually via an electric motor. All the data is entered and read by an ISOBUS conform terminal like IsoMatch Tellus PRO / GO+. The sowing distances are infinitely adjustable on the move. All the sowing units can be switched off individually. This solution saves seeds and money!

Another benefit of e-drive II comes into play with the individual tramline control with edge row effect. In conjunction with row widths of 45 or 50cm tractor wheels will damage too many plants. The seed rate e.g. in lines next to tramlines can be increased from 0 to 30 % (edge row effect). With e-drive II tramlines can be set up for every sprayer width.

The e-drive II features complete electronic monitoring of all machine functions. This includes the seed monitoring by opto-electronic sensors as well as the steering of hydraulic functions such as the control of trackmarker arms and folding processes. Only the design of the seeding heart and hydraulic functions enable the steering of all these functions without external power supply. All functions can be used without an extra generator or accumulator.

NEW

## OPTIMISED CROP CARE

### MICRO DRILL - ELECTRIC DRIVEN



The demand for microgranule applicators is increasing. Micro nutrient and also small amounts of insecticides or fungicides ensure the best start of the crop.

Each microgranule applicator micro-drill unit is electrically powered by ISOBUS connection and regulates the dosing process for different granules. The metering device consists of a wear-resistant plastic housing and exchangeable cell wheels made of stainless steel which ensure precise metering of the micro granules. The hoppers, made of special grade plastics, have a capacity of 35 litres. Each hopper three seeding rows. Application rates from 2kg up to 25kg/ha are possible. Different cell wheels with large and small cell depths in 3mm, 6mm and 9mm width are made of stainless steel and suitable for different granules and applications rates.

Kverneland Micro granule applicator	
Hopper capacity (Liter)	35
Minimum application rate (kg/ha)	2
Maximum application rate (kg/ha)	25
Cell wheels (standard equipment)	Different cell wheels in 3mm, 6mm and 9mm width for Granule, Micro fertilizer and slug pellets
Power requirement	max. 3 A / 12 V
Electronic system	ISOBUS (GEOCONTROL of the sowing row)
Electronic standard	AEF conform
Weight (without granule/fertilizer) (kg)	8.9



**Operator-friendly**

- Excellent overview
- Electronic monitoring of all functions
- Complete control of the machine from cab

**Environmentally friendly**

- Precise and defined application by GEOCONTROL® and GEOSEED®
- Saving seeds

**Return on investment**

- Effective resource management
- Stable yields

*State-of-the-art technology for the professional farmer.*







- Easy adjustment
- Equipment for all types of soil and soil conditions
- Perfect crop establishment system
- Mulch and conventional sowing system
- For seeds like beet, rape or chicory

## OPERATOR-FRIENDLY EASY ADJUSTMENTS



### Sowing Depth

The seeding depth can be adjusted easily, without the need of any tools, using the ingenious depth control system (0.5 cm steps). The flexible front depth guidance wheel mounted with a parallelogram ensures excellent depth control even in heavy soil conditions.



### Pressure Adjustment

With the pressure adjustment (up to 50kg) the operator can individually adjust the coulter pressure of each row to any soil conditions to ensure an optimal sowing depth: 0kg in light and sandy soils, 50kg in heavy clay.



### Coverer and press wheels

The spring loaded iron-cast intermediate press wheel with rubber ring, the rotating coverer and the Monoflex or finger press wheel ensure good seed to soil contact and best recompaction for good emergence.

*Configure your Monopill  
according to your requirements.*







## SYNERGY EFFECTS FOR HIGHER UTILISATION

The Monopill can also be used for sowing rape and chicory, this allows for the extended use of the machine, earning an improved pay back of the machine cost.

Precision drilling of rape has been used in seed multiplication for a number of years. Through increased use of hybrid rape varieties it is also becoming of interest to farms who wish to sow seeds in exact numbers per square metre, thus saving seed costs. Precision-drilled rape is generally sown in row widths of 45 or 50cm. This row distance allows the use of mechanical weeding machines to destroy e.g. former rape (line varieties) in hybrids. Down the spacing will vary depending on location and variety between 20 and 40 seeds/m<sup>2</sup>. Results from various testing facilities show that precision-drilled rape can achieve the same yields. Whilst at the same time saving seed quantity and overall costs.

### *Profitable use with rape and chicory.*

Pelleted chicory can also be sown with the Monopill. The chicory is used for sugar extraction (Inulin) by the food industry. The row width is also 45cm. The seed is sown at a distance of 10cm in the rows and the sowing depth is extremely shallow at 0.5cm.





# GEOCONTROL®

## COST SAVING WITH PAYBACK

The more precisely and evenly a seed is sown, the easier it is to work and harvest, and the greater the possible yield.

Seeding with GPS and GEOCONTROL® in combination with a Monopill e-drive II is a major step towards precision and cost saving. These machines are all equipped with ISOBUS technology which, with the help of the IsoMatch Tellus PRO / GO+ terminal, can be easily controlled.

Each electric driven seeding element, in combination with GPS and GEOCONTROL®, is automatically switched on or off in exactly the right place, ensuring there is no overlap with any row that has already been sown. This is especially handy in triangular fields, on curved or irregular shaped headlands. You can also continue seeding at night since the switching on/off of the seed elements is completely reliable.

### **iM CALCULATOR APP - free to download**

After filling in the required data, the calculator clearly shows what you can save in terms of money. With GPS it is possible to accurately seed, spread and spray without any overlap. The iM Calculator app calculates the cost saving by using those GPS functionalities.

The amount of **seeds saved** depends on the size and shape of the field and may amount to more than 5%.

The iM Calculator app for tablets is free to download from the App Store or Google Play. Please find the online calculator on our homepage:

<http://imcalculator.kvernelandgroup.com/#/>





- **No overlapping**
- **Quick row closing, no imperfection**
- **Decreased weed pressure**
- **Best suger beet development and quality**



- Increase in yield
- Best use of nutrients, water and sun
- Reduces the risk of water and wind erosion in hilly conditions
- Allows interrow weed control



# GEOSEED®

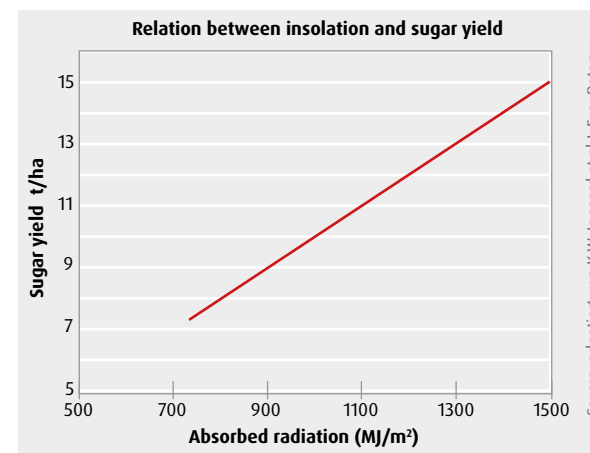
## PATENTED 2-D SEED PLACEMENT

GEOSEED® increases the yields of row crops and ensures maximum efficiency. Seeds are placed perfectly in line and in relation to each other.

**GEOSEED® Level 1** is the synchronisation within the working width. This improves the distribution of seeds up to perfection in parallel or diamond pattern: Positive effects are the best use of nutrients, water and sun. Also the wind and water erosion is decreased. Level 1 needs no GPS signal.

**GEOSEED® Level 2** is the synchronisation over the whole field. This is the necessary requirement for interrow cultivation, also across the seeding direction. GEOSEED® is the only system in the world, that makes this mechanical weed control possible!

Biologically working farmers are also able to use a mechanic weed control across the seeding direction without injuring the plant. This saves costs and increases the turnover. With an exactness of 2.5cm yields are increased. With RTK GPS signal the synchronisation of rows can be done over the whole field of sugarbeet or maize, pumpkins or beans. Therefore a connection to a GPS signal is needed.

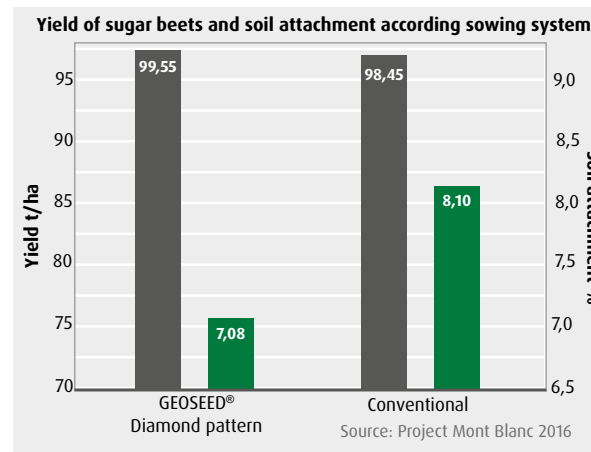


# GEOSEED® - EFFICIENT HARVESTING WITH LESS SOIL ATTACHMENT

Experiences from practising experts have shown that the right positioning of the beet in diamond pattern makes harvesting smoother with higher harvesting performance results. In particular the uniform loading of the harvester and the lower soil attachment allows higher speed driving.

*Higher harvest rate*

In 2016 the consultancy initiative "Mont Blanc" found out in an experiment that the sugar beet yield in cultivation with GEOSEED® in diamond pattern is about 1t/ha higher than in comparison to classical precision sowing. In addition, the beet in diamond pattern can be harvested with less soil attachment. This is not only an advantage when determining the effective yield or sugar profit, but also increases the harvesting efficiency and transportability and enables the use of sugar beet in biogas plants or in cattle feed.









## ROW CULTURE AFTER STRIP-TILL STRIPEWISE SOIL PREPARATION

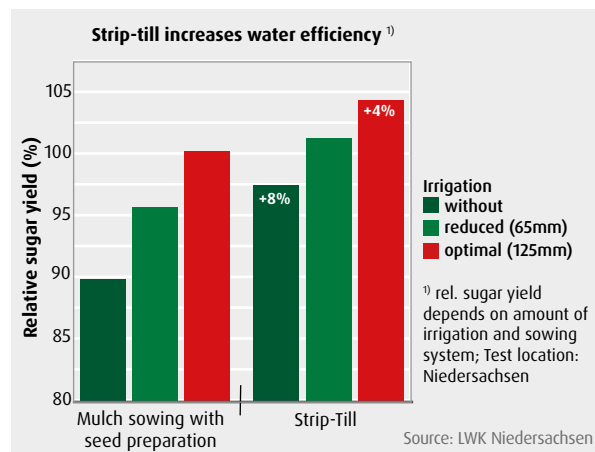
The soil is cultivated only within the stripes where the crop is intended to grow. Depending on the intended row width, up to 70% of the soil surface remains untouched. This technology not only protects the soil against erosion and drying but also reduces the tillage costs.

*Residue-free, deeply loosened seedbed ensures high emergence and deep root formation*

By dividing the field into cultivated and uncultivated areas, Strip-Till combines the advantages of direct seeding and seeding after plough. The solid soil and the layer of residues between the rows prevent erosion and support the storage of water. Within the row that has been cultivated by the Kultistrip, a fine crumbled seedbed is prepared, offering optimum conditions for the young plant.

In addition to the cultivation of the stripes the Kultistrip can implement a fertiliser layer in the soil at the same time, thus providing the plant with optimum nutrients. The plants can develop faster and the soil is covered earlier with vegetation due to an earlier row closure. Finally the weed development is suppressed. By using GEOCONTROL® there are no overlaps. Costs for fertiliser, seeds and chemicals are saved as well.

GPS control of the tractor is advised for the Strip-Till. The implementation of the RTK signal (+/-2cm) guarantees high precision and is therefore recommended. The working width of the Strip-Till implement should correspond to the working width of the precision seed drill or have its double width at maximum.



## THE RIGHT SEEDBED FOR MAXIMUM FIELD EMERGENCE

An optimal seedbed is the basis for high field emergence and thus for high yields. It requires a fine crumbled and uniform reconsolidated seedbed to allow an optimal seed coverage. At the same time best seed-to-soil contact is achieved when the seed is connected with the capillary water from deeper soil layers.

### *An optimal sugar beet seedbed*

Ideally seedbed preparation should not be deeper than the sowing depth. Structural weaknesses of the soil must be improved in many places by deeper processing, but in wet conditions and heavier soils this would be fatal. The goal is to avoid as many passes as possible to maintain soil aggregates and to ensure uniform reconsolidation.

Active equipment such as Kverneland power harrows and passive machines such as seedbed harrows (TLD and TLG see next page) or disc harrows (Qualidisc Pro and Qualidisc Farmer), which intervene less in the soil structure, can be used here. If there is a risk of field mice, the seed should not be sown too flat and must be re-consolidated directly. The occurrence of slugs can be reduced with good re-compaction to destroy cavities. A higher proportion of fine earth stops slugs finding places to hide.





**① Levelling**  
A straight levelling board or clod board ensures effective levelling and first breaking of clods.

**② Depth control**  
The roller is fitted at the front, directly following the levelling equipment, to ensure depth control. Due to this position at the front, the risk of soil building up on the roller is reduced.

**③ Cultivating / Crushing**  
Four rows of tines ensure optimum soil flow and leave the soil aggregates. On sandy soils, the optimal loosening depth for the beets is 20 to 25cm, on clay soils about 15cm.

**④ Crumbling / Consolidation**  
A finger harrow, a single or double crumler roller or a combination of standard and Crosskill roller provide an excellent seedbed with good seed-to-soil contact. This ensures access to capillary water to start germination quickly.

## SAFE ON THE ROAD EASY TO CONVERT



Easy conversion from working to transport position. All frame versions have a transport width of maximum 3.0m. This ensures safe road transport.

The parallel-hydraulic foldable frames can be steered comfortably from the tractor cab via one acting valve. Only low lifting power is needed due to the close centre of gravity. The rigid frames from 6.1m to 12.0m working width are equipped with a lengthwise transport device and can be trailed by tractor linkage. They are homologated at 25 km/h in most European countries.



### ***Continuous process optimisation!***

*"In spring we used the Monopill precision drill (24 rows, 12m working width) not only for sugar beet sowing, but also for beetroot sowing. Kverneland drills are ideally equipped thanks to its range of precision systems such as the GEO-CONTROL® and GEOSEED®. Precisely fitting row connections, no gaps or overlaps not only save costs on seeds (which is particularly important for special crops), but also ensures uniform seed germination, which has a positive effect on the harvest. For us this means a higher profit in the end. Kverneland also offers a premium service. Competent service technicians come as soon as problems arise and are on site for the first time. In addition to the Monopill precision drill, we also have other Kverneland products for maize sowing, crop care and fertilisation. Next year, we will also be sowing rape in single grain with the Monopill.*

*"Balaklejskoe HPP" in Charkow Region, Ukraine  
Oleg Kijko, Managing director  
6000 ha, Crops: Oilseed rape, Barley, Sugar beet,  
Maize, Sunflowers, beetroot, Wheat, others*





# MANAGE YOUR FARM AS A BUSINESS WITH OUR ISOMATCH PRECISION FARMING OFFERING

Our precision farming offering is essential in managing your farming business with success. Applying electronics, software, satellite-technology, online tools and Big Data enables you to use your farming equipment more effectively and reach higher profitability of your crops.



*iM FARMING - smart,  
efficient, easy farming*

*Speed up on the path towards  
connected agriculture.  
We offer you numerous options  
and solutions for how to produce  
more with less; utilise inputs  
more efficiently and thereby  
increase profits and  
sustainability.*

## Enhance your success with e-learning

**IsoMatch Simulator** is a free downloadable virtual training program. It simulates all functions of the IsoMatch Universal Terminals and Kverneland ISOBUS machines. Train yourself and make yourself familiar with your machine to avoid errors and enhance your machine performance.

## The best overview in farm management

**IsoMatch FarmCentre** is the first of a series of telematics solutions. This fleet management solution is applicable for your ISOBUS machines in combination with an IsoMatch Tellus GO+/PRO. Whether you wish to control your fleet, manage tasks remotely or analyse machine performance data, IsoMatch FarmCentre provides this in an efficient web application, linking implements, tractors, terminals and the cloud in one continuous flow of data and connectivity.





**Be a PRO in increasing productivity**

The **IsoMatch Tellus PRO** 12-inch terminal provides you with the optimal solution for an all-in-one control system inside the tractor cab. It is the centre for connecting all ISOBUS machines, running precision farming applications and Farm Management Systems. It offers everything you need to get the maximum out of your machines and crop, as well as cost savings in fertiliser, chemicals and seeds by using automatic section control and variable rate control. With the unique dual screen functionality it gives you the

opportunity to view and manage two machines and/or processes simultaneously.

**Easy control management**

The **IsoMatch Tellus GO+** is a cost-efficient 7-inch terminal, especially developed for managing the machine in a simple way. Easily set up the machine with the soft keys and simply use the hard keys and rotary switch for optimal control while driving.

*Improve your performance  
Maximum efficiency, minimum waste*



**IsoMatch Grip**

This ISOBUS auxiliary device is made for maximum machine control and efficient farming. Operate up to 44 implement functions from one device.



NEW

**IsoMatch Global 3**

The IsoMatch Global 3 is a GPS antenna system with DGPS accuracy for the best precision and productivity possible.




**IsoMatch InLine**

Light bar for manual guidance including section status information. Manage the distance from the A-B line and steer for the ideal position.



**IsoMatch (Multi)Eye**

Connect up to 4 cameras to the IsoMatch Universal Terminals. It gives you full control and overview of the entire machine operation.



Reduce overlap and save up to 15% on input costs with **IsoMatch GEOCONTROL**

**Maximum savings!**

*The IsoMatch GEOCONTROL precision farming application includes Manual Guidance and Data Management free of charge. It is possible to expand this application with Section Control and/or Variable Rate Control.*

# ORIGINAL PARTS & SERVICE

## LET'S FOCUS ON YOUR BUSINESS

ORIGINAL  
PARTS

- 
- ① LONG LASTING, HIGH QUALITY SPARE PARTS
  - ② OVER 100 YEARS OF PARTS KNOWLEDGE
  - ③ SUPPORT FROM A WIDE NETWORK OF DEALERS
  - ④ 24/7 SPARE PARTS SERVICE
  - ⑤ HIGHLY SKILLED DEALER TECHNICIANS



# MYKVERNELAND

## SMARTER FARMING ON THE GO

### A personalised online platform tailored to your machine needs

With MYKVERNELAND you will benefit from easy access to Kverneland's online service tools.

Receive first hand access to information on future developments and updates, operator and spare part manuals, FAQs and local VIP offers. All information is gathered in one place.



REGISTER YOUR PRODUCT NOW:  
**MY.KVERNELAND.COM**

# TECHNICAL DATA

Model	Monopill					
	rigid				parallel hydraulic folding	
Working width (m)	3.0	6.0	9.0	12.0	6.0	9.0
No. of rows	6	12	18	24	12	18
Row width (cm)	45/50	45/50	45/50	45/50	45/50	45/50
Transport width (m)	3.0	3.0 <sup>2)</sup>	3.0 <sup>2)</sup>	3.0 <sup>2)</sup>	3.0	3.0
Weight of basic version (kg)	400	910	1,750	2,800	1,250	2,180
<b>Gear &amp; Electronics</b>						
Mechanic drive with 7 gear lever gearbox	●	●	●	-	●	-
e-drive II, ready for GEOSEED®	●	●	●	●	●	●
IsoMatch Tellus PRO	○	○	○	○	○	○
IsoMatch Tellus GO+	○	○	○	○	○	○
Visus	○	○	○	-	○	-
Radar (only with e-drive II)	●	●	●	●	●	●
<b>Frame</b>						
Linkage	Cat. 2	Cat. 2	Cat. 3	Cat. 3	Cat. 3 / Cat. 3N/2	Cat. 3 / Cat. 3N
Tyres 5.00x15 (no.)	● (2)	● (2)	● (4)	● (8)	● (4)	● (6)
Hydraulically operated track marker arms	○	●	●	●	●	●
Manually operated track marker arms	●	-	-	-	-	-
Pre-emergence markers	○	○ <sup>1)</sup>	○ <sup>1)</sup>	○ <sup>1)</sup>	○	○
Road light kit	○	○	○	○	○	○
Track eradicator (2x2 tines)	○	○	○	○	○	-
Frame ballasting kit	○	○	-	-	○	-
Lengthwise transport device	-	○	○	○	-	-
<b>Microgranule</b>						
Electric driven microgranule applicator micro-drill	○	○	○	○	○	○
Microgranule hopper volume (l)	35	35	35	35	35	35
No. of microgranule hoppers	2	4	6	8	4	6
Sure-fill adapter	○	○	○	○	○	○

<sup>1)</sup> Risk of collision of pre-emergency marker and lengthwise transport devise

<sup>2)</sup> Lengthwise transport device

Monopill sowing row	Standard	Mulch	Tandem	Tandem Mulch
Conservation sowing	-	●	-	●
Conventional sowing	●	●	●	●
Single hopper capacity (l)	9	9	9	9
Weight (kg)	50	63	59	72
Adjustable parallelogram linkage	●	●	●	●
Row weight transfer up to 50kg	-	●	-	●
Row lifting device	●	●	●	●
Clod deflector	○	○	○	○
Monoflex press wheel	●	●	●	●
Finger press wheel	○	○	-	-
Flexible front guidance wheel Ø 280mm	●	-	●	-
Iron cast intermediate press wheel with rubber ring	●	●	●	●
Double sided rotating coverer	-	●	-	●
Double cutting disc smooth	-	●	-	●
Double cutting disc toothed	-	○	-	○
Electronic drive	●	●	●	●
Mechanical drive (chain)	●	●	●	●
Normal seeding coulter	●	●	●	●
Coulter for deep sowing until 5cm	○	○	○	○
Quick emptying flap	●	●	●	●

- Standard equipment
- Option
- Not available



Chain drive and finger press roller



Electric drive (e-drive II) and Monoflex press wheel

Information provided in this brochure is made for general information purposes only and for worldwide circulation. Inaccuracies, errors or omissions may occur and the information may thus not constitute basis for any legal claim against Kverneland Group. Availability of models, specifications and optional equipment may differ from country to country. Please consult your local dealer. Kverneland Group reserves the right at any time to make changes to the design or specifications shown or described, to add or remove features, without any notice or obligations. Safety devices may have been removed from the machines for illustration purposes only, in order to better present functions of the machines. To avoid risk of injury, safety devices must never be removed. If removal of safety devices is necessary, e.g. for maintenance purposes, please contact proper assistance or supervision of a technical assistant. © Kverneland Group Soest GmbH

**WHEN FARMING MEANS BUSINESS**

[kverneland.com](http://kverneland.com)